

IHSG	7,140
Change (%)	1.08%
Net Foreign	270.27 B
Support	7100
Resistance	7200

Sectoral	Last
IDXBASIC.JK	1,384
IDXCYCLIC.JK	718
IDXENERGY.JK	2,368
IDXFINANCE.JK	1,366
IDXHEALTH.JK	1,431
IDXNONCYC.JK	691
IDXINDUST.JK	944
IDXINFRA.JK	1,547
IDXPROPERT.JK	591
IDXTECHNO.JK	3,181
IDXTRANS.JK	1,291

Commodities	Last	Change %
Crude Oil Aug 24	83.4	0.05%
Brent Crude Oil	86.5	0.09%
Gold Aug 24	2342.4	0.15%
Copper Sep 24	4.4	-0.32%

Indeks	Close	Change %
Dow Jones Industrial Average	39,170	0.13%
S&P 500	5,475	0.27%
NASDAQ Composite	17,879	0.83%
FTSE 100	8,167	0.03%
DAX PERFORMANCE-INDEX	18,291	0.30%
SSE Composite Index	2,995	0.92%
HANG SENG INDEX	17,719	0.01%
Nikkei 225	39,577	-0.14%

Indikator	Tingkat
GDP Growth Rate	-0.83 percent
GDP Annual Growth Rate	5.11 percent
Unemployment Rate	4.82 percent
Inflation Rate	2.51 percent
Inflation Rate MoM	-0.08 percent
Interest Rate	6.25 percent
Balance of Trade	2927 USD Million
Current Account	-2161 USD Million
Current Account to GDP	-0.3 percent of GDP
Government Debt to GDP	39.9 percent of GDP
Government Budget	-1.65 percent of GDP
Business Confidence	14.11 points
Manufacturing PMI	50.7 points



Source: Trading View, Divisi Research Erdikha

NEWS HIGHLIGHT

- Mitra Adiperka (MAPI) Bagi Dividen Rp132 Miliar
- BLTZ Perbarui Jatuh Tempo Bayar Pinjaman dengan CGI jadi 1 Juli 2025
- Akuisisi Tuntas, DOID Klaim Atlantic Sumbang Pendapatan USD130 Juta
- Cum Date 5 Juli 2024, Ini Sebaran Dividen CSAP Rp39,7M
- Resource Alam (KGI) Jadwalkan Bagi Dividen Rp50 per Lembar

NEWS MARKET

- SENTIMEN GLOBAL**
- * Wall Street ditutup menguat pada perdagangan sebelumnya karena Wall Street berupaya mempertahankan momentum kuat pada paruh pertama 2024.
 - * Bursa Eropa ditutup variatif karena investor regional memantau hasil putaran pertama pemilihan parlemen cepat di Prancis.
 - * Bursa Asia ditutup variatif dan mayoritas positif, Investor menilai data aktivitas bisnis Juni dari Tiongkok dan Jepang. PMI manufaktur resmi Tiongkok tetap di 49,5, menunjukkan kontraksi. Namun, survei swasta PMI S&P Caixin naik menjadi 51,8. Sementara itu, Jepang merevisi kontraksi PDB kuartal pertamanya menjadi 2,9% tahun ke tahun dari 1,8%. Revisi ini disebabkan oleh data investasi konstruksi baru.
- *SENTIMEN DOMESTIK***
- * Faktor global juga mempengaruhi pergerakan pasar di level domestik. Rupiah terapresiasi 0.11% ke level 16,377.
 - * Imbal hasil obligasi negara tenor acuan 10 tahun naik dari 7.05% ke 7.07% dan IHSG +1.08%. Pergerakan pasar dipengaruhi oleh Rilis Data Inflasi yang dibawah konsensus pasar.
- *SENTIMEN MAKRO***
- * Kredit Perbankan Indonesia Mei Tumbuh 11.40% YoY. Bank Indonesia mencatatkan kredit perbankan tumbuh 11.40 % YoY pada bulan Mei (vs 12.30% YoY periode sebelumnya). Melambatnya pertumbuhan kredit ini disebabkan oleh meningkatnya pertumbuhan kredit investasi maupun modal kerja menjadi masing-masing 13.80% dan 10.80% YoY (vs 14.60% & 12.40 % YoY periode sebelumnya).
- *KOMODITAS***
- * Minyak mentah, Perdagangan Minyak menguat, mencapai level tertinggi dalam dua bulan, didorong oleh harapan akan peningkatan permintaan selama musim liburan musim panas di Amerika Serikat (AS) dan kekhawatiran atas potensi eskalasi konflik di Timur Tengah yang dapat mengurangi pasokan minyak global.
 - * Emas, Perdagangan emas menguat karena aksi pembelian kembali (short covering) dari para investor, sementara perhatian beralih pada data ketenagakerjaan Amerika Serikat (AS) yang akan dirilis minggu ini. Data ini diharapkan dapat memberikan petunjuk lebih lanjut mengenai kemungkinan pemotongan suku bunga oleh The Fed.
 - * CPO, Perdagangan minyak sawit menguat karena perkiraan produksi yang lebih rendah mengimbangi prospek permintaan yang melemah akibat konsesi bea impor minyak nabati dari India, yang mengizinkan impor terbatas di bawah kuota tarif untuk menekan inflasi pangan.
- *PEKAN INI***
- * Pada perdagangan sebelumnya, Indeks Harga Saham Gabungan (IHSG) ditutup dengan volume lebih kecil dari periode sebelumnya.
 - * IHSG diproyeksikan akan bergerak sideways di kisaran support 7.100, dan resistance 7.200.
 - * Investor asing mencatatkan net buy sebesar Rp185.29 miliar di seluruh pasar.
 - * Investor dapat mencermati dan memanfaatkan momentum di sektor perbankan, energi dan telekomunikasi.
 - * Investor disarankan menggunakan strategi DCA (Dollar Cost Averaging) guna untuk meminimalisir risiko.

Source: IDX, Investing, Kontan, Reuters, RTI, Tradingeconomics.

Stock Recommendation

Stock	Last Price	Recommendation	TP 1	TP 2	Stop Loss	Commentary
MDKA	2,460	Speculative Buy	2,500	2,580	2,380	Bullish Beekaway, entry level: 2390-2460
BBRI	4,630	Buy on Weakness	4,720	4,860	4,490	Gap Up, entry level: 4500-4630
BBNI	4,710	Buy on Weakness	4,800	4,940	4,560	Oversold, entry level: 4570-4710
BBCA	9,875	Hold	10,050	10,350	9,575	Bullish Continuation
TLKM	3,090	Sell on strength	3,150	3,240	2,990	Bearish Harami

LQ45 PRICE PERFORMANCE



Tuesday, July 2, 2024

CODE	PRICE	Daily (%)	PER		52 WEEK PRICE PERFORMANCE	YTD (%)		PRICE	%	52W Low	CURRENT POSITION	52W High	%
BRIS	2,610	-0.38%	20			50.00%		2,610	80%	1,450	▼	2,960	-12%
ESSA	790	2.60%	19			49.06%		790	61%	490	▼	875	-10%
SIDO	755	-2.58%	22			43.81%		755	58%	478	▼	780	-3%
PGAS	1,545	0.32%	7			36.73%		1,545	46%	1,060	▼	1,650	-6%
ACES	855	0.00%	18			18.75%		855	37%	625	▼	995	-14%
ADRO	2,800	0.36%	3			17.65%		2,800	24%	2,260	▼	2,990	-6%
MBMA	650	3.17%	209			16.07%		650	37%	476	▼	940	-31%
MEDC	1,340	0.37%	6			16.02%		1,340	52%	880	▼	1,705	-21%
EXCL	2,180	0.93%	18			9.00%		2,180	16%	1,885	▼	2,650	-18%
INKP	9,050	1.69%	7			8.71%		9,050	19%	7,600	▼	11,850	-24%
AKRA	1,600	-1.23%	12			8.47%		1,600	27%	1,255	▼	1,865	-14%
BBCA	9,875	-0.50%	24			5.05%		9,875	15%	8,600	▼	10,400	-5%
PGEO	1,220	2.52%	19			4.27%		1,220	65%	740	▼	1,680	-27%
BMRI	6,250	1.63%	9			3.31%		6,250	22%	5,125	▼	7,500	-17%
PTBA	2,500	2.04%	5			2.46%		2,500	9%	2,300	▼	3,160	-21%
BBTN	1,275	0.79%	5			2.00%		1,275	9%	1,175	▼	1,610	-21%
CPIN	5,100	0.49%	30			1.49%		5,100	16%	4,410	▼	5,800	-12%
UNTR	22,125	0.68%	4			-2.21%		22,125	6%	20,925	▼	28,775	-23%
INCO	4,200	-0.47%	9			-2.55%		4,200	18%	3,554	▼	6,891	-39%
ICBP	10,300	0.00%	22			-2.60%		10,300	7%	9,600	▼	11,925	-14%
ITMG	24,275	1.57%	4			-5.36%		24,275	3%	23,575	▼	31,425	-23%
INDF	6,100	0.41%	8			-5.43%		6,100	4%	5,850	▼	7,550	-19%
KLBF	1,505	-1.31%	24			-6.52%		1,505	9%	1,375	▼	2,090	-28%
AMRT	2,730	-0.73%	32			-6.83%		2,730	10%	2,490	▼	3,030	-10%
MTEL	645	0.00%	27			-8.51%		645	17%	550	▼	770	-16%
MDKA	2,460	3.36%	#N/A			-8.89%		2,460	19%	2,060	▼	3,580	-31%
HRUM	1,205	5.70%	20			-9.74%		1,205	15%	1,050	▼	1,945	-38%
SRTG	1,480	3.14%	#N/A			-9.76%		1,480	21%	1,225	▼	1,990	-26%
BBNI	4,710	1.07%	8			-12.37%		4,710	11%	4,260	▼	6,250	-25%
GGRM	17,500	-3.31%	9			-13.90%		17,500	1%	17,400	▼	29,550	-41%
BRPT	1,130	14.14%	574			-15.04%		1,130	52%	744	▼	1,947	-42%
UNVR	2,960	0.58%	23			-16.15%		2,960	27%	2,330	▼	4,340	-32%
ARTO	2,380	-1.24%	431			-17.93%		2,380	56%	1,530	▼	3,860	-38%
ASII	4,620	3.59%	6			-18.23%		4,620	8%	4,290	▼	6,950	-34%
BBRI	4,630	0.65%	12			-19.13%		4,630	13%	4,090	▼	6,450	-28%
MAPI	1,435	-2.71%	12			-19.83%		1,435	16%	1,240	▼	2,070	-31%
TLKM	3,090	-1.28%	13			-21.77%		3,090	14%	2,700	▼	4,240	-27%
INTP	7,350	1.38%	14			-21.81%		7,350	17%	6,275	▼	11,500	-36%
ANTM	1,305	4.40%	19			-23.46%		1,305	11%	1,175	▼	2,060	-37%
TOWR	730	-0.68%	11			-26.26%		730	11%	660	▼	1,130	-35%
EMTK	392	1.03%	53			-33.56%		392	12%	350	▼	805	-51%
BUKA	135	-2.88%	#N/A			-37.50%		135	18%	114	▼	268	-50%
SMGR	3,920	5.09%	13			-38.75%		3,920	15%	3,410	▼	7,250	-46%
PTMP	123	0.00%	43			-39.11%		123	38%	89	▼	338	-64%
GOTO	50	0.00%	#N/A			-41.86%		50	0%	50	▼	119	-58%

Sumber: Research Team Erdikha Elit Sekuritas

KETERANGAN

PER : PER saat ini dibawah 10 kali

YTD (%) : Kinerja harga saat ini dibandingkan dengan harga saham awal tahun 45 saham yang memiliki likuiditas tinggi dan kapitalisasi pasar

52W Low : **Harga terendah** selama 52 Minggu terakhir

52W High : **Harga tertinggi** selama 52 Minggu terakhir

LQ45 adalah Indeks yang mengukur kinerja harga dari besar serta didukung oleh fundamental perusahaan yang baik.

MSCI PRICE PERFORMANCE



Tuesday, July 2, 2024

CODE	PRICE	Daily (%)	PER	PRICE	52 WEEK PRICE PERFORMANCE	YTD (%)	PRICE	%	52W Low	CURRENT POSITION	52W High	%
1 AMMN	11,525	4.77%	293	AMMN	11,525	75.95%	AMMN	11,525	578%	1,700	15,000	-23%
2 TPIA	9,100	-1.36%	#N/A	TPIA	9,100	73.33%	TPIA	9,100	356%	1,995	9,875	-8%
3 ADRO	2,800	0.36%	3	ADRO	2,800	17.65%	ADRO	2,800	24%	2,260	2,990	-6%
4 INKP	9,050	1.69%	7	INKP	9,050	8.71%	INKP	9,050	19%	7,600	11,850	-24%
5 BBKA	9,875	-0.50%	24	BBKA	9,875	5.05%	BBKA	9,875	15%	8,600	10,400	-5%
6 BMRI	6,250	1.63%	9	BMRI	6,250	3.31%	BMRI	6,250	22%	5,125	7,500	-17%
7 CPIN	5,100	0.49%	30	CPIN	5,100	1.49%	CPIN	5,100	16%	4,410	5,800	-12%
8 UNTR	22,125	0.68%	4	UNTR	22,125	-2.21%	UNTR	22,125	6%	20,925	28,775	-23%
9 ICBP	10,300	0.00%	22	ICBP	10,300	-2.60%	ICBP	10,300	7%	9,600	11,925	-14%
10 INDF	6,100	0.41%	8	INDF	6,100	-5.43%	INDF	6,100	4%	5,850	7,550	-19%
11 KLBF	1,505	-1.31%	24	KLBF	1,505	-6.52%	KLBF	1,505	9%	1,375	2,090	-28%
12 AMRT	2,730	-0.73%	32	AMRT	2,730	-6.83%	AMRT	2,730	10%	2,490	3,030	-10%
13 MDKA	2,460	3.36%	#N/A	MDKA	2,460	-8.89%	MDKA	2,460	19%	2,060	3,580	-31%
14 BBNI	4,710	1.07%	8	BBNI	4,710	-12.37%	BBNI	4,710	11%	4,260	6,250	-25%
15 BRPT	1,130	14.14%	574	BRPT	1,130	-15.04%	BRPT	1,130	52%	744	1,947	-42%
16 UNVR	2,960	0.58%	23	UNVR	2,960	-16.15%	UNVR	2,960	27%	2,330	4,340	-32%
17 ASII	4,620	3.59%	6	ASII	4,620	-18.23%	ASII	4,620	8%	4,290	6,950	-34%
18 BBRI	4,630	0.65%	12	BBRI	4,630	-19.13%	BBRI	4,630	13%	4,090	6,450	-28%
19 TLKM	3,090	-1.28%	13	TLKM	3,090	-21.77%	TLKM	3,090	14%	2,700	4,240	-27%
ANTM	1,305	4.40%	19	ANTM	1,305	-23.46%	ANTM	1,305	11%	1,175	2,060	-37%
21 GOTO	50	0.00%	#N/A	GOTO	50	-41.86%	GOTO	50	0%	50	119	-58%

Sector Weights for Monday, June 3, 2024

Sector	Weight%
Financials	57.94
Materials	12.77
Consumer Staples	8.48
Communication Services	7.6
Industrials	4.59
Energy	3.85
Consumer Discretionary	3.1
Health Care	1.66

Industry Group Weights for Monday, June 3, 2024

Industry Group Name	Weight%
Banks	57.94
Materials	12.77
Telecommunication Services	7.6
Food Beverage & Tobacco	4.6
Capital Goods	4.59
Energy	3.85
Consumer Discretionary Distribution & Retail	3.1
Consumer Staples Distribution & Retail	2.62
Pharmaceuticals, Biotechnology & Life Sciences	1.66
Household & Personal Products	1.26

INDONESIA

- MSCI Global Standard Indexes List
 Additions: TPIA
 Deletions: TOWR, SMGR

- MSCI Small Cap Indexes List
 Additions: GGRM, MIKA, SMGR, ULTI, TOWR
 Deletions: AUTO, BIPI, BBKP, LPKR, ENRG, MNCN, CARE, LSIP

NEXT

May 2024 Index Review
 o Announcement date: 12 Agustus 2024
 o Effective date: 2 September 2024

Sumber: Research Team Erdikha Elit Sekuritas

KETERANGAN

- PER** : PER saat ini dibawah 10 kali
- YTD (%)** : Kinerja harga saat ini dibandingkan dengan harga saham awal tahun
- 52W Low** : Harga terendah selama 52 Minggu terakhir
- 52W High** : Harga tertinggi selama 52 Minggu terakhir








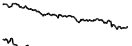

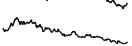





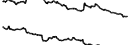

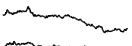






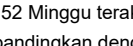

IDX80 PERFORMANCE



Tuesday, July 2, 2024

260

CODE	PRICE	Daily (%)	PER	52 WEEK PRICE PERFORMANCE	YTD (%)	PRICE	%	52W Low	CURRENT POSITION	52W High	%
TPIA	9,100	-1.36%	#N/A		73.33%	9,100	356%	1,995	▼	9,875	-8%
SMIL	208	-3.70%	21		71.90%	208	114%	97	▼	216	-4%
BRIS	2,610	-0.38%	20		50.00%	2,610	80%	1,450	▼	2,960	-12%
ESSA	790	2.60%	19		49.06%	790	61%	490	▼	875	-10%
SIDO	755	-2.58%	22		43.81%	755	58%	478	▼	780	-3%
TINS	925	5.71%	#N/A		43.41%	925	78%	520	▼	1,095	-16%
PGAS	1,545	0.32%	7		36.73%	1,545	46%	1,060	▼	1,650	-6%
WIFI	195	0.52%	8		26.62%	195	52%	128	▼	218	-11%
JPFA	1,465	2.81%	9		24.15%	1,465	39%	1,055	▼	1,490	-2%
TKIM	8,900	0.00%	6		21.92%	8,900	46%	6,100	▼	10,375	-14%
PNLF	316	3.27%	6		19.70%	316	31%	242	▼	410	-23%
ACES	855	0.00%	18		18.75%	855	37%	625	▼	995	-14%
ADRO	2,800	0.36%	3		17.65%	2,800	24%	2,260	▼	2,990	-6%
GJTL	1,215	8.97%	3		17.39%	1,215	93%	630	▼	1,490	-18%
MBMA	650	3.17%	209		16.07%	650	37%	476	▼	940	-31%
MEDC	1,340	0.37%	6		16.02%	1,340	52%	880	▼	1,705	-21%
ISAT	10,500	-1.87%	17		12.00%	10,500	26%	8,350	▼	12,250	-14%
ELSA	434	-2.25%	6		11.86%	434	30%	334	▼	464	-6%
EXCL	2,180	0.93%	18		9.00%	2,180	16%	1,885	▼	2,650	-18%
INKP	9,050	1.69%	7		8.71%	9,050	19%	7,600	▼	11,850	-24%
AKRA	1,600	-1.23%	12		8.47%	1,600	27%	1,255	▼	1,865	-14%
BBCA	9,875	-0.50%	24		5.05%	9,875	15%	8,600	▼	10,400	-5%
MIKA	2,980	-1.32%	43		4.56%	2,980	23%	2,430	▼	3,200	-7%
PGEO	1,220	2.52%	19		4.27%	1,220	65%	740	▼	1,680	-27%
BMRI	6,250	1.63%	9		3.31%	6,250	22%	5,125	▼	7,500	-17%
PTBA	2,500	2.04%	5		2.46%	2,500	9%	2,300	▼	3,160	-21%
BBTN	1,275	0.79%	5		2.00%	1,275	9%	1,175	▼	1,610	-21%
JSMR	4,950	-0.60%	5		1.64%	4,950	39%	3,560	▼	5,700	-13%
CPIN	5,100	0.49%	30		1.49%	5,100	16%	4,410	▼	5,800	-12%
ADMR	1,340	1.52%	7		-1.47%	1,340	46%	920	▼	1,600	-16%
UNTR	22,125	0.68%	4		-2.21%	22,125	6%	20,925	▼	28,775	-23%
INCO	4,200	-0.47%	9		-2.55%	4,200	18%	3,554	▼	6,891	-39%
ICBP	10,300	0.00%	22		-2.60%	10,300	7%	9,600	▼	11,925	-14%
CTRA	1,130	0.00%	11		-3.42%	1,130	16%	975	▼	1,335	-15%
MYOR	2,360	0.43%	15		-5.22%	2,360	7%	2,200	▼	2,850	-17%
ITMG	24,275	1.57%	4		-5.36%	24,275	3%	23,575	▼	31,425	-23%
INDF	6,100	0.41%	8		-5.43%	6,100	4%	5,850	▼	7,550	-19%
KLBF	1,505	-1.31%	24		-6.52%	1,505	9%	1,375	▼	2,090	-28%
AMRT	2,730	-0.73%	32		-6.83%	2,730	10%	2,490	▼	3,030	-10%
MPMX	970	0.52%	8		-7.62%	970	6%	915	▼	1,095	-11%
MTEL	645	0.00%	27		-8.51%	645	17%	550	▼	770	-16%
MDKA	2,460	3.36%	#N/A		-8.89%	2,460	19%	2,060	▼	3,580	-31%
HEAL	1,350	-0.37%	38		-9.40%	1,350	27%	1,060	▼	1,575	-14%
HRUM	1,205	5.70%	20		-9.74%	1,205	15%	1,050	▼	1,945	-38%
MAPA	740	-5.13%	15		-9.76%	740	17%	635	▼	1,170	-37%
SRTG	1,480	3.14%	#N/A		-9.76%	1,480	21%	1,225	▼	1,990	-26%
TBIG	1,870	-1.32%	27		-10.53%	1,870	17%	1,600	▼	2,200	-15%
INDY	1,280	1.19%	5		-10.80%	1,280	11%	1,155	▼	2,380	-46%
ERAA	378	0.00%	7		-11.27%	378	16%	326	▼	545	-31%
ENRG	194	1.57%	4		-11.82%	194	22%	159	▼	302	-36%
BSDE	950	-0.52%	8		-12.04%	950	9%	870	▼	1,235	-23%
BBNI	4,710	1.07%	8		-12.37%	4,710	11%	4,260	▼	6,250	-25%
SMRA	500	1.83%	9		-13.04%	500	4%	480	▼	715	-30%

BRMS	147	0.68%	90	BRMS		-13.53%	BRMS	147	16%	127	▼	226	-35%
GGRM	17,500	-3.31%	9	GGRM		-13.90%	GGRM	17,500	1%	17,400	▼	29,550	-41%
BRPT	1,130	14.14%	574	BRPT		-15.04%	BRPT	1,130	52%	744	▼	1,947	-42%
UNVR	2,960	0.58%	23	UNVR		-16.15%	UNVR	2,960	27%	2,330	▼	4,340	-32%
PWON	376	2.73%	10	PWON		-17.18%	PWON	376	3%	366	▼	505	-26%
MNCN	318	1.92%	4	MNCN		-17.62%	MNCN	318	12%	284	▼	715	-56%
SCMA	140	-1.41%	19	SCMA		-17.65%	SCMA	140	20%	117	▼	177	-21%
BMTR	220	0.92%	5	BMTR		-17.91%	BMTR	220	10%	200	▼	388	-43%
ARTO	2,380	-1.24%	431	ARTO		-17.93%	ARTO	2,380	56%	1,530	▼	3,860	-38%
ASII	4,620	3.59%	6	ASII		-18.23%	ASII	4,620	8%	4,290	▼	6,950	-34%
ASSA	640	0.00%	20	ASSA		-18.99%	ASSA	640	5%	610	▼	1,380	-54%
BBRI	4,630	0.65%	12	BBRI		-19.13%	BBRI	4,630	13%	4,090	▼	6,450	-28%
AUTO	1,905	0.53%	5	AUTO		-19.28%	AUTO	1,905	6%	1,795	▼	3,620	-47%
MAPI	1,435	-2.71%	12	MAPI		-19.83%	MAPI	1,435	16%	1,240	▼	2,070	-31%
TLKM	3,090	-1.28%	13	TLKM		-21.77%	TLKM	3,090	14%	2,700	▼	4,240	-27%
INTP	7,350	1.38%	14	INTP		-21.81%	INTP	7,350	17%	6,275	▼	11,500	-36%
BFIN	930	-1.59%	9	BFIN		-22.82%	BFIN	930	16%	800	▼	1,455	-36%
ANTM	1,305	4.40%	19	ANTM		-23.46%	ANTM	1,305	11%	1,175	▼	2,060	-37%
TOWR	730	-0.68%	11	TOWR		-26.26%	TOWR	730	11%	660	▼	1,130	-35%
PTPP	302	4.14%	3	PTPP		-29.44%	PTPP	302	11%	272	▼	835	-64%
BTPS	1,155	0.87%	10	BTPS		-31.66%	BTPS	1,155	16%	1,000	▼	2,350	-51%
EMTK	392	1.03%	53	EMTK		-33.56%	EMTK	392	12%	350	▼	805	-51%
BUKA	135	-2.88%	#N/A	BUKA		-37.50%	BUKA	135	18%	114	▼	268	-50%
SMGR	3,920	5.09%	13	SMGR		-38.75%	SMGR	3,920	15%	3,410	▼	7,250	-46%
PTMP	123	0.00%	43	PTMP		-39.11%	PTMP	123	38%	89	▼	338	-64%
GOTO	50	0.00%	#N/A	GOTO		-41.86%	GOTO	50	0%	50	▼	119	-58%

Sumber: Research Team Erdikha Elit Sekuritas

KETERANGAN

52W Low	:	Harga terendah selama 52 Minggu terakhir
52W High	:	Harga tertinggi selama 52 Minggu terakhir
YTD (%)	:	Kinerja harga saat ini dibandingkan dengan harga saham awal tahun
PER	:	PER saat ini dibawah 10 kali

IDX80 adalah Indeks yang mengukur kinerja harga dari 80 saham yang memiliki likuiditas tinggi dan kapitalisasi pasar besar serta didukung oleh fundamental perusahaan yang baik.

ECONOMIC CALENDAR



Monday July 01 2024				Actual	Previous	Consensus	Forecast
7:30 AM	ID	S&P Global Manufacturing PMI JUN		50.7	52.1		51
8:45 AM	CN	Caixin Manufacturing PMI JUN			51.7	51.2	51.2
11:00 AM	ID	Inflation Rate YoY JUN			2.84%	2.70%	2.70%
11:00 AM	ID	Core Inflation Rate YoY JUN			1.93%	1.96%	2.00%
11:00 AM	ID	Inflation Rate MoM JUN			-0.03%	0.06%	0.10%
11:45 AM	ID	Tourist Arrivals YoY MAY			23.23%		23.50%
8:45 PM	US	S&P Global Manufacturing PMI Final JUN		51.3	51.7		51.7
9:00 PM	US	ISM Manufacturing PMI JUN		48.7	49		50
9:00 PM	US	ISM Manufacturing Employment JUN		51.1			51
9:00 PM	US	Construction Spending MoM MAY		-0.10%	0.10%		0.10%
9:00 PM	US	ISM Manufacturing New Orders JUN		45.4			46
9:00 PM	US	ISM Manufacturing Prices JUN		57	55.9		56
Tuesday July 02 2024				Actual	Previous	Consensus	Forecast
9:00 PM	US	JOLTs Job Openings MAY		8.059M	7.85M		7.9M
9:00 PM	US	JOLTs Job Quits MAY		3.507M			3.5M
Wednesday July 3 2024				Actual	Previous	Consensus	Forecast
7:30 PM	US	Balance of Trade MAY		-\$74.6B		-\$76B	-\$76B
7:30 PM	US	Exports MAY		\$263.7B			\$265B
7:30 PM	US	Imports MAY		\$338.2B			\$341B
7:30 PM	US	Initial Jobless Claims JUN/29		233K	235K		235.0K
7:30 PM	US	Continuing Jobless Claims JUN/22		1839K			1841.0K
7:30 PM	US	Jobless Claims 4-week Average JUN/29		236K			238.0K
8:45 PM	US	S&P Global Composite PMI Final JUN		54.5	54.6		54.6
8:45 PM	US	S&P Global Services PMI Final JUN		54.8	55.1		55.1
9:00 PM	US	ISM Services PMI JUN		53.8	52.5		53.5
9:00 PM	US	ISM Services Business Activity JUN		61.2			61
9:00 PM	US	ISM Services Employment JUN		47.1			47
9:00 PM	US	ISM Services New Orders JUN		54.1			54
9:00 PM	US	ISM Services Prices JUN		58.1			57.8
Thursday July 04 2024				Actual	Previous	Consensus	Forecast
1:00 AM	US	FOMC Minutes					
Friday July 05 2024				Actual	Previous	Consensus	Forecast
10:00 AM	ID	Foreign Exchange Reserves JUN		\$139B			\$140.0B
4:40 PM	US	Fed Williams Speech					
7:30 PM	US	Non Farm Payrolls JUN		272K	180K		160.0K
7:30 PM	US	Unemployment Rate JUN		4%	4%		4.00%

JAKARTA (Head Office)

Gedung Sucaco Lt 3
JL. Kebon Sirih Kav. 71
Jakarta Pusat – 10340
Telp : +622139836420

SEMARANG

JL. Sembodro No. 12A, Plomblokan
Kec. Semarang Utara, Kota Semarang
Jawa Tengah – 50171
WA : +6281808054623
Telp : +62243512068

SURABAYA

Ruko Galeri Bukit Indah
(Pakuwon Indah) RK03-001, Kel. Lontar
Kec. Sambikerep, Surabaya, Jawa Timur
WA : +62 856-7279-999
Telp : +623198700528

Telp : +62 21 3983 6420

Fax : +62 21 3983 6422

Email:

admin.aonline@erdikha.com

aof.elit@erdikha.com

Career: hrd@erdikha.com

Disclaimer :

The information contained herein has been compiled from sources that we believe to be reliable. No warranty (express or implied) is made to the accuracy or completeness of the information. All opinions and estimates included in this report constitute our judgment as of this date, without regards to its fairness, and are subject to change without notice. This document has been prepared for general information only, without regards to the specific objectives, financial situation and needs of any particular person who may receive it. No responsibility or liability whatsoever or howsoever arising is accepted in relation to the contents hereof by any company mentioned herein, or any their respective directors, officers or employees. This document is not an offer to sell or a solicitation to buy any securities. This firms and its affiliates and their officers and employees may have a position, make markets, act as principal or engage in transaction in securities or related investments of any company mentioned herein, may perform services for or solicit business from any company mentioned herein, and may have acted upon or used any of the recommendations herein before they have been provided to you. Available only to person having professional experience in matters relating to investments.